

# ***LOADMAX***

**Performance.  
Strength.  
Value.**



**WL100E** *Spec Sheet*  
**WHEEL LOADER**

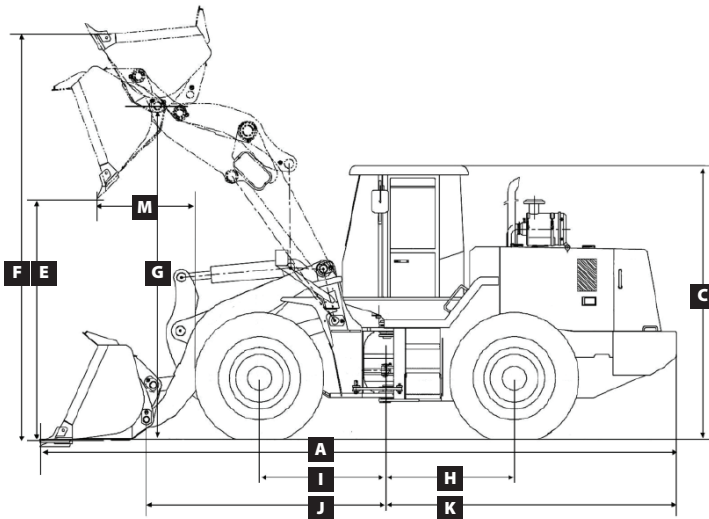
# WL100E WHEEL LOADER

## WL100E Features

- ROPS/FOPS Pillarless Cabin
- Fast Cycle Times
- Articulated frame
- Suspension Seat with Armrest
- Heavy Duty Hydraulic Rams
- 50 point Pre-delivery Inspection
- 2 year / 2000 hour Limited Warranty

## Dimensions

<b>A</b> Length (Bucket on ground)	4295mm
<b>B</b> Width outside tyres	1680mm
<b>C</b> Height	2520mm
<b>D</b> Bucket Width	1650mm
<b>E</b> Max. Dump Height (-45° angle)	2650mm
<b>F</b> Wheel Centres	1200mm
<b>G</b> Max. Hinge Pin Height	3345mm
<b>H</b> Wheelbase	1850mm
<b>I</b> Length, no bucket	3682mm
<b>J</b> Front wheel to bucket edge	970mm

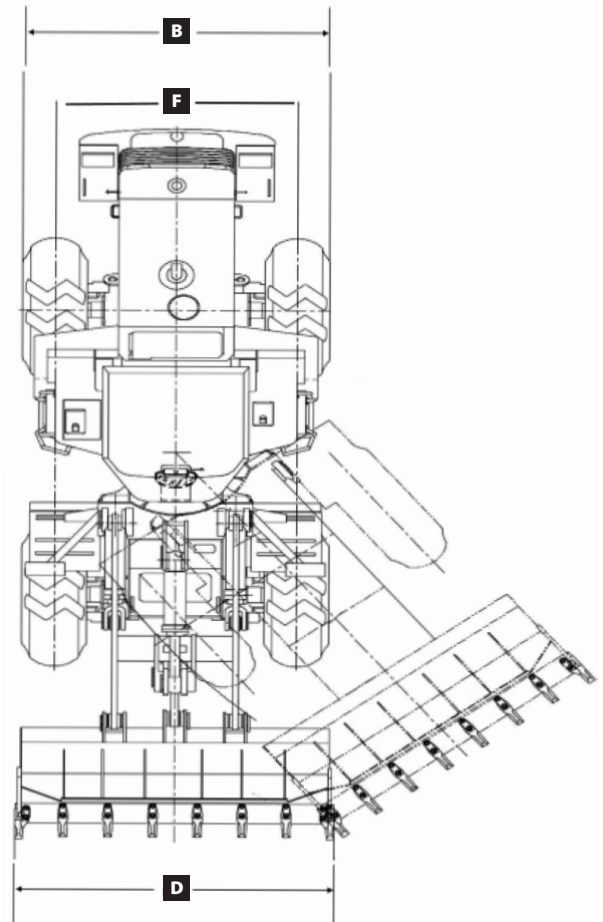


## Specifications


Operating Weight	2950kg
Rated Load	1000kg
Static Tipping Load (full turn)	2000kg
Bucket Standard	0.4m <sup>3</sup>

## Optional Attachments

- ROPS/FOPS Canopy
- Air-conditioning
- Joystick Controller
- Hydraulic Quick Hitch/Aux. Hydraulics
- Pallet Forks/4in1 Bucket/GP Bucket
- Larger Tyres / Turf Tyres / Solid Tyres
- Weighing System
- Auto-Greasing System



Max. Traction Force	2880kgf
Max Breakout force	3450kgf
Min Turning Radius Rear Wheel	2930mm
Min Turning Radius Bucket	3120mm



# WL100E WHEEL LOADER

## Transmission

Torque Converter	Type	Single phase, hydraulic convertor				
	Torque ratio	8				
Travel Speed	Speeds	1	2	3	4	
	Forward (km/h)	0-10	26	N/A	N/A	
	Reverse (km/h)	0-10	26	N/A	N/A	
Transmission	Type	Fixed Power Shift				
	Shift	Forward 2 / Reverse 2				
	Transmission Ratio	Forward 1				2.42
		Forward 2				0.76
		Forward 3				N/A
		Forward 4				N/A
		Reverse 1				2.65
		Reverse 2				0.91
	Transmission Pump	Gear driven hydraulic pump				
Working Pressure	2030 Psi					
Main Drive	Type	Single stage, spur gear				
	Gear Ratio	6:35				
Final Drive	Type	Single stage, planetary shift				
	Gear Ratio	4:5				
Driving Axle & Tyres	Type	4WD				
	Mount	Oscillating rear axle, rigid front axle				
	Tyre Size	10-16.5				
Brake System	Service Brake Type	Oil Brake				
	Parking Brake	Hand Brake				

## Steering System

Type	Full hydraulic articulated steering
Steering Pump	N/A
Steering Angle	35°
Working Pressure	2030 Psi

## Bucket Options

Standard Material	0.5m <sup>3</sup>
Optional Light Material	1m <sup>3</sup>

## Engine

	Standard	Optional
Make	XICHAO	N/A
Model	4DW91-45G2	N/A
Rated Power	37kW	N/A
Rated RPM	2300rpm	N/A
Displacement	2.54L	N/A
Max.Torque	157Nm	N/A
Cylinders	4	


## Hydraulics

Type	Gear driven hydraulic
Boom Cylinder Cylinder bore x piston rod diameter x stroke	63x45x480mm
Bucket Cylinder Cylinder bore x piston rod diameter x stroke	80x45x320mm
Pump	Gear driven hydraulic
Working pressure	2320 Psi
Lifting time (Max Load)	3.5s
Lowering time (Empty)	2.7s
Dumping time (Empty)	1.0s
Total Cycle Time	7.2s
Max Auxiliary Flow	57.5 L/min

## Service Fill Capacities

Fuel	70L
Hydraulic Oil	70L
Axles	2 x 6L
Engine Oil	7.5L
Transmission	18L
Brake System	0.7L

\*Materials and specifications are subject to change without notice.



# © **Endraulic** **EQUIPMENT**



**0800 468 782**

## **SERVICE AGENTS**

**Auckland** Endraulic - Workshop | Tel 0800 468 782

**Waikato** Pro Mechanical | Tel 07 957 2695

**Gisborne** Gisborne Hydraulics Ltd | Tel 06 868 6226

**Rotorua** Top Gear Rotorua Ltd | Tel 0274 707 014

**Taupo** Taupo Parts & Services | Tel 07 378 2673

**Taranaki** Muggeridge Diesel Services | Tel 0274 334 747

**Wanganui** CRV Equipment | Tel 06 348 7860

**Palmerston North** Central Forklifts | Tel 06 323 1908

**Horowhenua** McLachlans Services | Tel 027 675 2914

**Wellington** Industrial Equipment Servicing | Tel 04 589 0350

**Nelson** Thwaites Diesel Nelson Limited | Tel 03 547 1400

**Blenheim** Hamilton's Machinery Services | Tel 03 578 5863

**Canterbury** GMH Technologies | Tel 021 160 8002

**Greymouth** Colin Homes Hydraulics | Tel 027 435 1850

**Otago** Ferguson Engineering | Tel 03 489 6452

**Southland** Industrial Equipment Services | Tel 03 214 4074

**Endraulic** 85 Montgomerie Road, Mangere, Auckland 2022

**Tel** + 64 9 274 5059 | 0800 468 782 **Email** info@endraulic.co.nz

**Post** PO Box 74053, Greenlane, Auckland 1546 **Web** www.endraulic.co.nz

**Hours** Mon-Fri 8:00am - 5:00pm | Saturday by appointment