

# SWE 18UF

MINI-SIZED EXCAVATOR



**SUNWARD INTELLIGENT EQUIPMENT CO.,LTD.**

Add: Sunward Industrial Park, No. 1335 Liangtang Road (E), Xingsha, Changsha, Hunan, China

E-mail: [international@sunward.cc](mailto:international@sunward.cc)

Web: [www.sunward.com.cn](http://www.sunward.com.cn)

**SUNWARD EUROPE HEAVY INDUSTRY N.V**

Add: Nijverheidsark 3,3580

Beringen, Belgium

Tel: (0032-011)434666

E\_mail: [eu@sunward.cc](mailto:eu@sunward.cc)

Please read the manual book and maintenance book before operation, changes are periodically added to the information, and Sunward may change the products or services described in this book at any time without announcement. All rights of this manual book reserve to Sunward. SUNWARD Internal Use Only

**Engine netpower: 13.4kW**

**Machine weight: 1880kg**




Zero tail swing




### Yanmar engine

Conforming to the highest emission standards Stage5 (Europe) a TF4 (North America), preferred by compact type equipment. With low noise and vibration, it is popular among compact equipment and it is easy to maintain the main components



### Hydraulic pilot traveling control

Breaker and boom swing are independently controlled by side pedals. Pedal control is added to reduce the labor intensity of the driver.



### Auto shifting function


Strong and reliable walking system: large torque power output of travelling motor and automatic speed change function allow for free waling under various working conditions, with two options of tracks: steel track and rubber track.



Configuration	Standard	Optional
Canopy	●	
Breaker pipes	●	
Auxiliary pipes	●	
Hydraulic quick hitch pipes	●	
Track	●	

### Telescopic chassis

A simple single lever controls the width of chassis to as narrow as 990mm, allowing for smooth access to most openings and to as wide as 1320mm to enhance operation stability.



### Easy to transport





## Comfortable and safety operation

FOPS- and TOPS-certified canopy assembly protects the driver from falling objects/tip-over.




## Advanced monitor



The rare high-end LED intelligent instrument not only displays the date, working hours, oil level and water temperature, but also integrates the functions of dual traveling speed switching, switch control of work lights and partial fault display.

### ■ List of Items Displayed

- Coolant temperature
- Working hours
- Oil pressure warning
- Charging indication
- Traveling mode
- Operating light
- Overheat warning
- Various indicator of the engine
- Fuel level
- Monitor working indicator
- Time



## Easy service

Air filter element, engine oil filter element, oil-water separator, fuel filter and auxiliary water tank are easily accessible. The centralized lubrication system is easy and simple to maintain.



- |                              |                                       |                           |
|------------------------------|---------------------------------------|---------------------------|
| <b>A</b> Air filter          | <b>B</b> Auxiliary tank               | <b>C</b> Oil-water filter |
| <b>D</b> Fuel filter         | <b>E</b> Fuel feed pump               | <b>F</b> Oil filter       |
| <b>G</b> Engine oil tank cap | <b>H</b> Central electric control box |                           |



**LED working light**



**Safety switch of pilot control**

**Steel protection cover**



**Cast slew connector**



**Auxiliary pipes(Standard)  
Hydraulic quick hitch pipes(Standard)**



**Foldable dozer blade**



# Equipment

The standard and optional equipment varies from country to country. For more information, please contact with us.

## Engine

Oil filter	●
Fuel filter	●
Oil-water separator	●
Air filter	●
Radiator	●
Alternator	●

Auxiliary water tank	●
Electronic fuel feed pump	●
Muffler	●

## Hydraulic system

Hydraulic pilot control joystick	●
Slewing parking brake system	●
Traveling parking brake system	●

Dual-speed traveling system	●
Auto traveling gear shifting system	●

## Light

Boom light	●
Canopy light	●

## Cab

FOPS/TOPS Canopy	●
Engine safety start system	●
Safety belt	●
Suspension seat	○

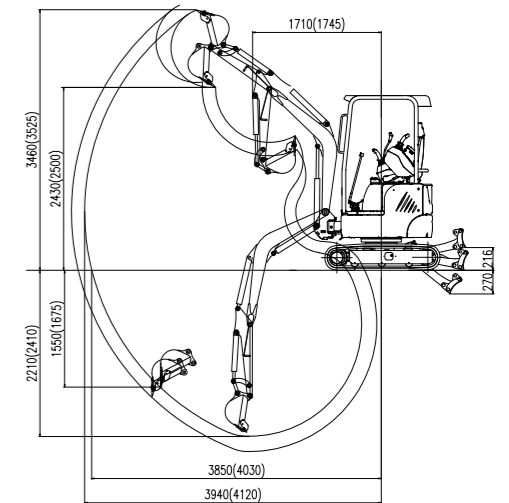
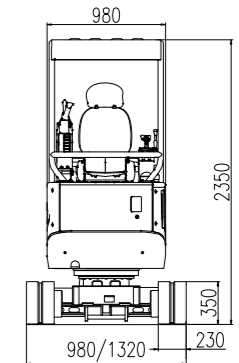
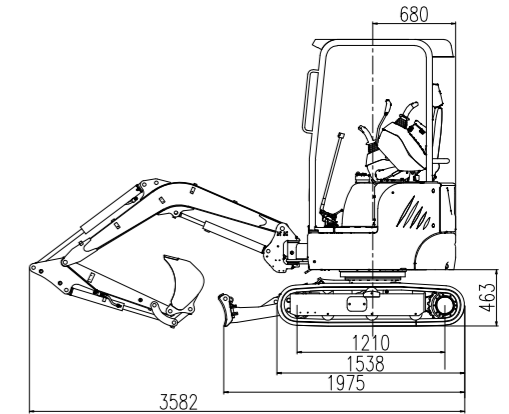
## Working devices

260 mm bucket	○
380mm bucket	●
600 mm bucket	○
1000 mm bucket	○
Breaker pipeline	●
Auxiliary pipeline	●
Hydraulic quick hitch pipeline	●

## Track

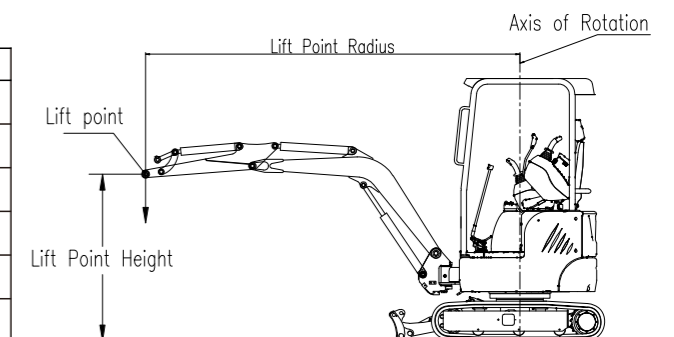
230mm steel track	○
230mm rubber track	●

SWE18UF Technical Parameters				
Type of cab		Canopy		
Bucket capacity, std.	m <sup>3</sup>	0.04		
Bucket width	mm	380		
Machine weight	kg	1880		
Dimensions	Overall length	mm	3582	
	Overall height	mm	2350	
	Overall width	mm	990	
	Ground clearance	mm	160	
Engine	Brand	Yanmar		
	Model	3TNV80-SSSU		
	Displacement	L	1.267	
	Output	kW/rpm	13.4/2200	
Working ranges	Arm length	mm	950   1150	
	Max cutting height	mm	3460   3525	
	Max loading height	mm	2430   2500	
	Max digging depth	mm	2210   2410	
	Max vertical wall digging depth	mm	1550   1675	
	Max digging reach	mm	3940   4120	
	Boom swing angle(left/right)	°	71/49	
	Front swing radius	mm	1710   1745	
	Tail swing radius	mm	680	
	Max digging force(Arm)	kN	11.24   9.83	
	Max digging force(Bucket)	kN	22.7	
Track	Type	mm	Rubber track/steel track	
	Track Width	mm	230	
	Track Length	mm	1538	
Undercarrige	Length to center of Rollers	mm	1210	
	Lenhth to center of track	mm	760/1090	
	Travelling speed(High/Low)	km/h	3.5/2	
	Gradeability	°	30	
Swing speed	rpm	10		
Dozer size	Width	mm	990/1320	
	Height	mm	267	
	Lifting capacity(Height/Depth)	mm	216/270	
Hydraulic pumps		2 variable plunger pumps (2x21L/min) + 1 gear pump (13L/min) + 1 pilot gear pump (6L/min)		
Fuel tank capacity	L	24.6		
Hydraulic oil tank capacity	L	18.6		



## Load Capacity:

Lift Point Height	Lift Point Radius(MAX)		Lift Point Radius(3.0m)		Lift Point Radius(2.0m)	
	Over-front(kg)	Over-side(kg)	Over-front(kg)	Over-side(kg)	Over-front(kg)	Over-side(kg)
2.5m	243.60*	252.30*	243.60*	252.30*	-	-
2.0m	261.00*	252.30*	234.90*	247.95*	-	-
1.0m	269.70*	191.25	304.50*	300.15*	469.80*	482.85*
0m	308.85*	195.00	374.10*	225.00	617.70*	378.75
-1.0m	330.60*	225.00	330.60*	225.00	352.50*	352.50*



Notes:

- 1) Load with \* is limited by hydraulic capacity and based on ISO 10567. Rated loads do not exceed 87% of hydraulic capacity.
- 2) Load without \* is limited by tipping load and based on ISO 10567. Rated loads do not exceed 75% of tipping capacity.
- 3) The excavator bucket, hook, sling and other lifting accessories are not included in this table.

● Standard equipment ○ Optional equipment