

SWE 80E9

A perfect machine for urban construction and an expert on efficient and energy conservation



SUNWARD INTELLIGENT EQUIPMENT CO.,LTD.

Add: Sunward Intelligent Industrial Park, Xingsha, Changsha, 410100, China.

Tel: (0086-731) 83572 828 E-mail: international@sunward.com.cn

Web: www.sunward.com.cn

SUNWARD EUROPE HEAVY INDUSTRY N.V

Add:Nijvenheidsark 3,3580

Beringen,Belgium

Tel:(0032-011)434666

E_mail:eu@sunward.cc

Please read the manual book and maintenance book before operation, changes are periodically added to the information, and Sunward may change the products or services described in this book at any time without announcement. All rights of this manual book reserve to Sunward. SUNWARD Internal Use Only


SWE 2018-9

Engine power: 44kW/2200 rpm
Operating weight: 7680kg
Bucket capacity: 0.3~0.42m³

Harmonious, beautiful and classy



Standard with bulldozer shovel, wider lower frame with stable chassis, and harmonious proportion.



Generous and grand appearance, more advanced working parameters and the bucket is 0.3m³ bigger than those standard, making it more efficient.




Neat and orderly upper vehicle arrangement, engine compartment is sealed to form an air duct.



Gland and beautiful shape of covering parts with large opening range.

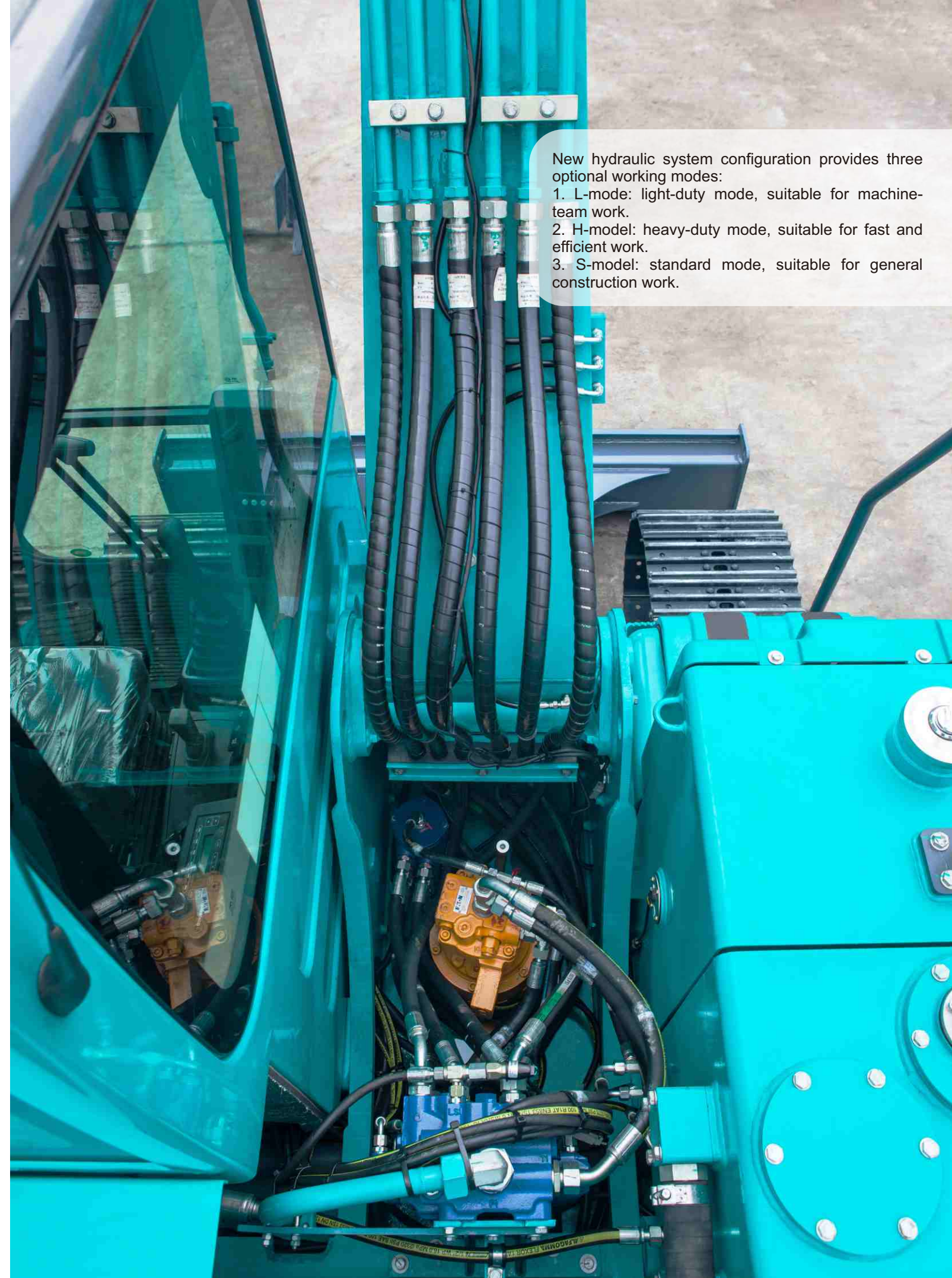
Brand new system is efficient and energy-saving.



New electronically controlled variable main pump, combined with the large flow of the new generation of main valves, and the hydraulic system adopts a load-sensitive system which makes it more coordinated and more comfortable.



The load-sensitive system with anti-flow saturation is adopted, and the distribution of each action flow has nothing to do with the load. It has better overall coordination and better handling, high control coordination, rapid single action and better overall performance than competitors of the same level.



New hydraulic system configuration provides three optional working modes:

1. L-mode: light-duty mode, suitable for machine-team work.
2. H-mode: heavy-duty mode, suitable for fast and efficient work.
3. S-mode: standard mode, suitable for general construction work.

Accessible maintenance


Convenient maintenance for the whole machine with reasonably arranged parts in different sections. The maintenance items can be easily maintained on the ground. With concentrated butter filling, all the butter points can be filled in one position of the working device which brings the user reassurance and convenience when operating.



The electrical components are arranged in an integrated way, the waterproof cover effectively prolongs the service life of the components, and the manual power switch can protect the battery capacity and prevent power loss.

Air pre-filter is provided to prolong the service life of air filter.

The maintenance of the cab indoor safety box is more convenient.




Equipped with two-stage air filtration, pilot filter, etc. Maintenance and replacement for all kinds of filter elements are accessible.




Durable and reliable reinforced structures


Strengthened bucket rod and four-bar linkage mechanism, large-section movable arm box with stronger bearing capacity and are suitable for all kinds of bad working conditions.



Cab of skeleton type, complies with European TOPS&FOPS safety standards.




Large section bulldozer shovel, X-shaped box lower frame with durable and reliable structure.



Skeleton-type covering parts and high overall strength.

Easy, comfortable and safe operation



- The front window of the cab can be turned over, with a skylight at the top and a wide view.
- 5.7 inch color screen, centralized function, simple interface, simple operation and clear machine status.
- New handle, reducing operating force by 20%, featuring flexible operation and good micro-motion.
- Multi-function radio with USB interface and Bluetooth.
- Large-space toolbox for tools and sundries, making it convenient and practical.
- Dual LED headlamps on the swing arm provide better night vision.

Adjustable suspension seat conforms to ergonomics, and can meet the requirements of different heights and weights, and is easier and more

Basic configuration

Engine/oil pump	Cab
Two-stage air filter	FOPS and TOPS certification
Electronic oil suction pump	Adjustable suspension seat
Oil-water separator at drain port	Safety belt
Lower part of vehicle	Pedal type traction lever
450mm wide steel track	Cold and warm air conditioner
Traveling double speed switching	Front screen defroster
Each side is equipped with one crawler anti-falling frame	Cigarette lighter
Hydraulic system	12V power socket
Gauge port	Multi-functional radio
Linear walking function	Side rearview mirror
Automatic idle speed	Cup holder
Left foot control AIDS	Abat vent under sunroof
Safety features	Working device
Drive motor with disc brake	Crushing pipeline
Slewing motor with disk brake	One LED platform lamp, two LED swing arm lamps
Safety hammer	1680mm bucket rod
Fire extinguisher	0.3m ³ bucket

Technical parameters

SWE80E9 Technical parameters			
Bucket capacity		m ³	0.3~0.42
Standard bucket width		mm	750
Operating weight		kg	7680
Dimension parameters	A	Wheel spacing	mm 2200
	B	Total track length	mm 2785
	C	Ground clearance of platform	mm 780
	D	Platform min. slewing radius	mm 1800
	E	Chassis width	mm 2150
	F	Track width	mm 450
	G	Chassis clearance from the ground	mm 340
	H	Track height	mm 640
	I	Total length	mm 6140
	J	Total height	mm 2610
	K	Total width	mm 2130
Working range	A	Max. digging height	mm 7205
	B	Max. discharging height	mm 5170
	C	Max. digging depth	mm 4070
	D	Max. vertical digging depth	mm 3360
	E	Max. digging radius	mm 6440
	F	Max. digging reach at ground level	mm 6265
	R	Min. slewing radius	mm 1780
	Bulldozer blade length×width		mm
Engine	Brand		YANMAR
	Model		4TNV98-ZCSSU
	Total displacement	L	3.319
	Rated output power	kW/rpm	44/2200
Max. digging force (bucket rod)		kN	40
Max. digging force (bucket)		kN	58
Driving speed (high/low)		km/h	4.7/2.8
Gradeability		deg	35
Slewing speed		rpm	11
Ground specific pressure		kpa	35
Slewing motor type		Piston motor	
Driving motor type		2-speed piston motor	
Fuel tank capacity		L	145
Hydraulic tank capacity		L	90

