

©

Endraulic

EQUIPMENT



Equipment
CATALOGUE

EXCAVATORS

Model	Weight [kg]	Width [mm]	Dig Depth [mm]	Engine Make	Engine Power [kW]
SWE17B	1870	980 / 1310	2155	Yanmar	9.9
SWE18B	1810	980 / 1310	2155	Perkins	14.7
SWE18UB	1880	990 / 1320	2206	Perkins	14.7
SWE25UB	2500	1500	2840	Yanmar	14
SWE30UB	3460	1560	2480	Yanmar	19.3
SWE40UB	4130	1740	2850	Kubota	23.8
SWE60B	6310	1880	3760	Yanmar	33.7
SWE80B	7860	2150	4190	Yanmar	43.4
SWE80E9	7680	2150	4070	Yanmar	44.0
SWE150E	14400	2600	5640	Isuzu	92
SWE230E	22600	2990	6685	Isuzu	125
SWE365E	35800	3190	7455	Isuzu	184





SKID STEER LOADERS

Model	Weight [kg]	Width [mm]	Lift Height [mm]	Max Lift [kg]	Rated Load [kg]	Engine Make
2012	1352	909	2438	772	386	Yanmar
1050R	1814	1229	2746	952	476	Yanmar
1350R	2304	1336	2784	1224	612	Yanmar
1650R	2777	1605	3023	1496	748	Yanmar
1900R	3121	1638	3061	1724	862	Yanmar
2200R	3620	1664	3124	1996	998	Yanmar
2700V	3697	1765	3310	2450	1225	Yanmar
4200V	5291	2057	3653	3810	1905	Deutz
1650RT	3638	1676	3038	2139	748	Yanmar
1750RT	3903	1686	3251	2262	794	Yanmar
2500RT	5203	1765	3251	3240	1134	Deutz
3500RT	5267	1766	3302	4148	1452	Deutz





LOADMAX

Model	Weight [kg]	Rated Load [kg]	Lift Height [mm]	Max Lift [kg]	Bucket Capacity [m ³]	Engine Make	Engine Power [kW]
WL100E	2950	1000	3345	2000	0.4	Xichai	33
WL150E	3600	1500	3550	3000	0.5	Xichai	33
WL180E	5500	1800	3800	3600	1.0	Yunnell	76
WL200E	6000	2000	4250	4000	1.1	Cummins	74
WL250E	7500	2500	4280	5050	1.3	Deutz	92
WL300E	10000	3000	4150	6000	1.7	Deutz	92
WL350E	12000	3500	4210	7120	2.5	Cummins	110
WL500E	17100	5000	4100	10200	3.0	Cummins	162





WHEEL LOADERS

Model	Weight [kg]	Rated Load [kg]	Lift Height [mm]	Bucket Capacity [m³]	Engine Make	Engine Power [kW]
1.63	3100	975	2959	0.5	Yanmar	36
4.63	5400	2100	3260	1.0	Yanmar	53
7.63	7860	2500	3615	1.4	Deutz	78
9.63	9000	2750	3700	1.8	Deutz	95
12.63	12500	4000	4000	2.2	Deutz	121
18.63	19900	6450	4200	3.7	Deutz	163





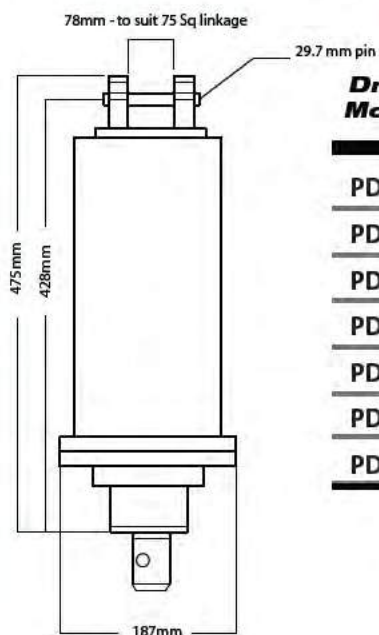
FORK LIFTS

Model	Rated Load [kg]	Engine Type	Engine Make	Tyre Type	Mast Type	Turning Radius [mm]
VMax						
CPCD18	1800	Diesel	Xinchai	Pneumatic	Triplex Container	2060
CPCD25	2500	Diesel	Xinchai	Pneumatic	Triplex Container	2240
CPCD35	3500	Diesel	Xinchai	Pneumatic	Triplex Container	2430
CT Power						
7L-FD/FG18	1800	Diesel/LPG/Petrol	Yanmar/Nissan	Solid	Triplex Container	1980
7L-FD/FG25	2500	Diesel/LPG/Petrol	Yanmar/Nissan	Solid	Triplex Container	2250
7L-FD/FG30	3000	Diesel/LPG/Petrol	Yanmar/Nissan	Solid	Triplex Container	2415
7L-FD/FG35	3500	Diesel/LPG/Petrol	Yanmar/Nissan	Solid	Triplex Container	2615
7L-FD/FG40	4000	Diesel/LPG/Petrol	Yanmar/Nissan	Solid	Triplex Container	2850
7L-FD/FG45	4500	Diesel/LPG/Petrol	Yanmar/Nissan	Solid	Triplex Container	2900
7L-FD/FG50	5000	Diesel/LPG/Petrol	Yanmar/Nissan	Solid	Triplex Container	3050
7L-FD/FG60	6000	Diesel	Yanmar	Solid	Triplex Container	3420
7L-FD/FG70	7000	Diesel	Yanmar	Solid	Triplex Container	3485
7L-FD/FG80	8000	Diesel	Yanmar	Solid	Triplex Container	3735





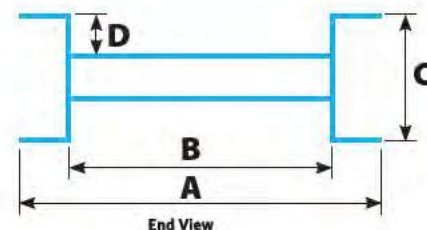
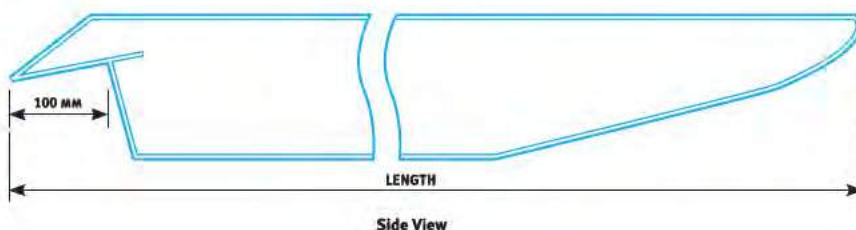
AUGERS...



Drive Model	Output Shaft [kg]	Center Weight [tonne]	Max Flow [LPM]	Max Pressure [BAR]	Max Torque [Nm]	Weight [kg]
PDX	50.8mm HEX	.5-2	20-40	240	1,900Nm	45
PDX2	50.8mm HEX	2-4	30-50	240	2,500Nm	45
PDX3	50.8mm HEX	2-4	40-60	240	2,950Nm	45
PD3	50.8mm HEX	4-6	50-70	240	3,700Nm	56
PD3-2spd	50.8mm HEX	3-6	30-75	200	2,950Nm	75
PD4	50.8mm HEX	4-6	60-80	240	4,600Nm	56
PD5	50.8mm HEX	4-6	75-95	240	5,700Nm	62

& RAMPS

Model	Capacity [Per Pair]	Weight [Per ramp]	Length [mm]	Dimensions			
				A	B	C	D
L100/270	1900	20	2700	380	300	100	30
125/330	3000	32	3300	490	400	125	40
150/330	4500	43	3300	550	450	150	45
150/360	4500	47	3600	550	450	150	45
175/360	6000	58	3600	650	530	175	60
200/360	7500	68	3600	730	600	200	60





1350R

X
SERIES

RATED
CAPACITY
3000 KG

ATTACHMENTS & ACCESSORIES

EDGE
Attachments

Blades



Grader Blades

Brooms



Grapples

Chipper



Log Splitter

Concrete Tools



Mowers



Mulchers



Pallet Forks



Rock Wheels



Rakes



Tree Spades



Buckets



Stump Grinders



Augers



Power Rake



Cold Planer



6-Way Dozer Blade /
Grader / Leveler

ERSKINE
ATTACHMENTS LLC





OTT TRACKS



CAMSO



An over-the-tire add-on that increases skid steer loader traction, flotation and tyre life. Installed in only 20 minutes, it'll enhance the productivity of your skid steer loader on asphalt, concrete & turf surfaces without causing damage or marks.

They're superb. Great for top soil; I use them all year round. I should get a third year out of this set and I would have gone through 3 sets of tyres without them.



C Kilmartin, Auckland



**GROUSER
PRODUCTS**



Tracks are awesome....don't know why you didn't sell me some sooner!very happy

Brian M, Auckland

EXCAVATOR TRACKS

Tonly



Endraulic supply most sizes of high quality rubber tracks from Tonly. Tonly have been manufacturing high quality rubber products since 1958 and their tracks are distributed by the largest aftermarket parts supplier in the USA and Europe.

Endraulic
EQUIPMENT

We stock an extensive range of Camso, Grouser and Tonly OTT and Excavator Tracks

15.0

DUAL DOZER

Laser Controlled

Full Machine Control. Accurate to within 5mm. Complete jobs up to 10x faster!

Wheels mounted behind the blade Operates right up to pad edges and into corners

Dual Blades Allows operation in forwards and reverse

Changeable Rollback Stop Easily fitted to any make or model of skid steer loader

Tractor Mount Option Operates on tractors too!

**Contact our Parts Department
for all the details...**

*I'm really pleased with that blade. It's awesome
how fast we can do a factory floor and we get it
within 3mm. It's a great tool.*

T King, Auckland



Model DD6

Width 6 ft (1800mm)

Weight 1500 lbs (682 kg)

Model DD7

Width 7 ft (2100mm)

Weight 1600 lbs (727 kg)

Model DD8

Width 8 ft (2400mm)

Weight 1700 lbs (773 kg)

LEICA LASER PACKAGE



DAVE BELL LASERS









Endraulic
EQUIPMENT
0800 468 782
NATIONWIDE

SERVICE AGENTS

Auckland Endraulic - Workshop | Tel 0800 468 782

Waikato Pro Mechanical | Tel 07 957 2695

Gisborne Gisborne Hydraulics Ltd | Tel 06 868 6226

Rotorua Top Gear Rotorua Ltd | Tel 0274 707 014

Taupo Taupo Parts & Services | Tel 07 378 2673

Taranaki Muggeridge Diesel Services | Tel 0274 334 747

Wanganui CRV Equipment | Tel 06 348 7860

Palmerston North Central Forklifts | Tel 06 323 1908

Horowhenua McLachlans Services | Tel 027 675 2914

Wellington Industrial Equipment Servicing | Tel 04 589 0350

Nelson Thwaites Diesel Nelson Limited | Tel 03 547 1400

Blenheim Hamilton's Machinery Services | Tel 03 578 5863

Canterbury GMH Technologies | Tel 021 160 8002

Greymouth Colin Homes Hydraulics | Tel 027 435 1850

Otago Ferguson Engineering | Tel 03 489 6452

Southland Industrial Equipment Services | Tel 03 214 4074

Endraulic 85 Montgomerie Road, Mangere, Auckland 2022

Tel + 64 9 274 5059 | 0800 468 782 **Email** info@endraulic.co.nz

Post PO Box 74053, Greenlane, Auckland 1546 **Web** www.endraulic.co.nz

Hours Mon-Fri 8:00am - 5:00pm | Saturday by appointment