

© Endraulic EQUIPMENT



Equipment
CATALOGUE

EXCAVATORS

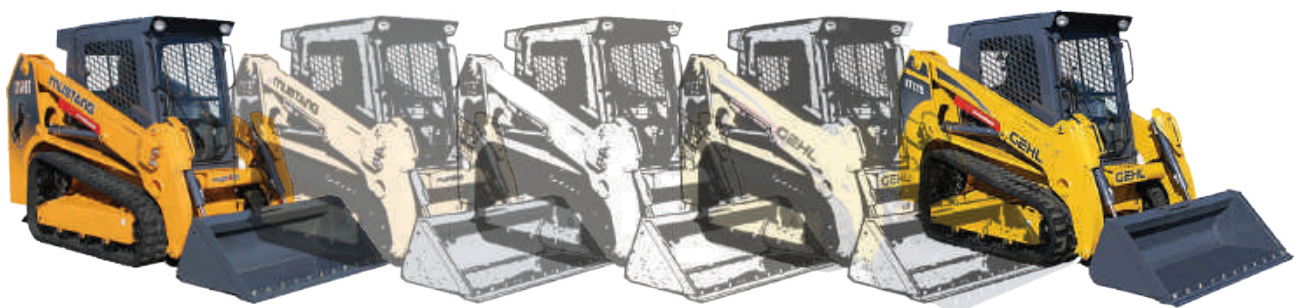
| Model | Weight [kg] | Width [mm] | Dig Depth [mm] | Engine Make | Engine Power [kW] |
|----------------|------------------------|-----------------------|-------------------------------|------------------------|----------------------------------|
| SWE18UF | 1880 | 990 / 1320 | 2206 | Yanmar | 13.4 |
| SWE20F | 1940 | 990 / 1360 | 2380 | Yanmar | 13.4 |
| SWE25UF | 2650 | 1500 | 2840 | Yanmar | 14 |
| SWE35UF | 3850 | 1700 | 3121 | Kubota | 18.5 |
| SWE60UF | 5630 | 1960 | 3710 | Kubota | 36.5 |
| SWE60B | 6310 | 1880 | 3760 | Yanmar | 33.7 |
| SWE80E9 | 7680 | 2150 | 4070 | Yanmar | 44.0 |
| SWE90UF | 8210 | 2230 | 4630 | Yanmar | 46.2 |
| SWE150E | 14400 | 2600 | 5640 | Isuzu | 92 |
| SWE230E | 22600 | 2990 | 6685 | Isuzu | 125 |
| SWE365E | 35800 | 3190 | 7455 | Isuzu | 184 |





SKID STEER LOADERS

| Model | Weight [kg] | Width [mm] | Lift Height [mm] | 50% Tipping [kg] | Max Lift [kg] | Engine Make |
|-------------------------|------------------------|-----------------------|---------------------------------|---------------------------------|------------------------------|------------------------|
| WHEELED MACHINES | | | | | | |
| R105 | 1814 | 1229 | 2746 | 476 | 952 | Yanmar |
| R135 | 2304 | 1336 | 2784 | 612 | 1224 | Yanmar |
| R165 | 2777 | 1605 | 3023 | 748 | 1496 | Yanmar |
| R190 | 3121 | 1638 | 3061 | 862 | 1724 | Yanmar |
| R220 | 3620 | 1664 | 3124 | 998 | 1996 | Yanmar |
| V270 | 3697 | 1765 | 3310 | 1225 | 2450 | Yanmar |
| V420 | 5291 | 2057 | 3653 | 1905 | 3810 | Deutz |
| TRACKED MACHINES | | | | | | |
| RT105 | 2141 | 1290 | 2769 | 680 | 1360 | Yanmar |
| RT165 | 3638 | 1676 | 3038 | 1069 | 2139 | Yanmar |
| RT185 | 4128 | 1636 | 3251 | 1199 | 2398 | Yanmar |
| RT215 | 4491 | 1765 | 3251 | 1393 | 2787 | Yanmar |
| RT255 | 5260 | 1765 | 3251 | 1652 | 3305 | Deutz |
| VT320 | 5267 | 1766 | 3251 | 2074 | 4148 | Deutz |



Manitou, the owner of the Mustang and Gehl brands, will be transitioning from offering both brands of equipment in the Oceania region, to only offering the Gehl brand.

Manitou aims to improve customer service and support with this change. Manitou will continue to offer full parts and service support for current Mustang equipment through its extensive dealer network and hopes to minimise any disruption for customers. Give us a call if you have any questions.



LOADMAX

| Model | Weight [kg] | Rated Load [kg] | Lift Height [mm] | Max Lift [kg] | Bucket Capacity [m3] | Engine Make | Engine Power [kW] |
|--------------|------------------------|--------------------------------|---------------------------------|------------------------------|-------------------------------------|------------------------|----------------------------------|
| WL100E | 2950 | 1000 | 3345 | 2000 | 0.4 | Xichai | 33 |
| WL150E | 3600 | 1500 | 3550 | 3000 | 0.5 | Xichai | 33 |
| WL180E | 5500 | 1800 | 3800 | 3600 | 1.0 | Yunnel | 76 |
| WL200E | 6000 | 2000 | 4250 | 4000 | 1.1 | Cummins | 74 |
| WL250E | 7500 | 2500 | 4280 | 5050 | 1.3 | Deutz | 92 |
| WL300E | 10000 | 3000 | 4150 | 6000 | 1.7 | Deutz | 92 |
| WL350E | 12000 | 3500 | 4210 | 7120 | 2.5 | Cummins | 110 |
| WL500E | 17100 | 5000 | 4100 | 10200 | 3.0 | Cummins | 162 |





WHEEL LOADERS

| Model | Weight [kg] | Rated Load [kg] | Lift Height [mm] | Bucket Capacity [m³] | Engine Make | Engine Power [kW] |
|--------------|------------------------|--------------------------------|---------------------------------|--|------------------------|----------------------------------|
| 1.63 | 3100 | 975 | 2959 | 0.5 | Yanmar | 36 |
| 4.63 | 5400 | 2100 | 3260 | 1.0 | Yanmar | 53 |
| 7.63 | 7860 | 2500 | 3615 | 1.4 | Deutz | 78 |
| 9.63 | 9000 | 2750 | 3700 | 1.8 | Deutz | 95 |
| 12.63 | 12500 | 4000 | 4000 | 2.2 | Deutz | 121 |
| 18.63 | 19900 | 6450 | 4200 | 3.7 | Deutz | 163 |





TELESCOPIC LOADERS

| Model | Operating Weight [kg] | Max Reach [mm] | Safe Load [kg] | | Max Lift [kg] | |
|--------|--------------------------|-------------------|----------------------|------|----------------------|------|
| | | | Retracted / Extended | | Retracted / Extended | |
| DY620 | 1100 | 2750 | 400 | 250 | 800 | 500 |
| DY840 | 1860 | 3000 | 600 | 425 | 1200 | 850 |
| DY1150 | 2300 | 3540 | 900 | 800 | 1800 | 1600 |
| TL1500 | 4360 | 4500 | 900 | 750 | 1800 | 1500 |
| TL2500 | 5500 | 4650 | 1400 | 1250 | 2800 | 2500 |
| TL4000 | 10,200 | 5530 | 2250 | 2000 | 4500 | 4000 |



MINI TRACK LOADERS



| Model | Operating Weight [kg] | Safe Load [kg] | Max Lift [kg] |
|-------|--------------------------|-------------------|------------------|
| MS500 | 1050 | 400 | 800 |



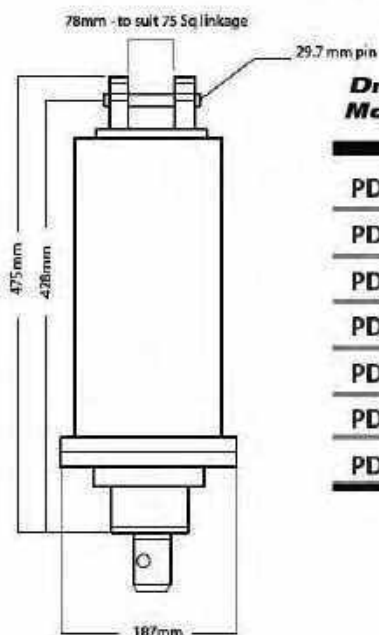
FORK LIFTS

| Model | Rated Load [kg] | Engine Type | Engine Make | Tyre Type | Mast Type | Turning Radius [mm] |
|-----------------|------------------------|--------------------|--------------------|------------------|-------------------|----------------------------|
| VMax | | | | | | |
| CPCD18 | 1800 | Diesel | Xinchai | Pneumatic | Triplex Container | 2060 |
| CPCD25 | 2500 | Diesel | Xinchai | Pneumatic | Triplex Container | 2240 |
| CPCD35 | 3500 | Diesel | Xinchai | Pneumatic | Triplex Container | 2430 |
| CT Power | | | | | | |
| 7L-FD/FG18 | 1800 | Diesel/LPG/Petrol | Yanmar/Nissan | Solid | Triplex Container | 1980 |
| 7L-FD/FG25 | 2500 | Diesel/LPG/Petrol | Yanmar/Nissan | Solid | Triplex Container | 2250 |
| 7L-FD/FG30 | 3000 | Diesel/LPG/Petrol | Yanmar/Nissan | Solid | Triplex Container | 2415 |
| 7L-FD/FG35 | 3500 | Diesel/LPG/Petrol | Yanmar/Nissan | Solid | Triplex Container | 2615 |
| 7L-FD/FG40 | 4000 | Diesel/LPG/Petrol | Yanmar/Nissan | Solid | Triplex Container | 2850 |
| 7L-FD/FG45 | 4500 | Diesel/LPG/Petrol | Yanmar/Nissan | Solid | Triplex Container | 2900 |
| 7L-FD/FG50 | 5000 | Diesel/LPG/Petrol | Yanmar/Nissan | Solid | Triplex Container | 3050 |
| 7L-FD/FG60 | 6000 | Diesel | Yanmar | Solid | Triplex Container | 3420 |
| 7L-FD/FG70 | 7000 | Diesel | Yanmar | Solid | Triplex Container | 3485 |
| 7L-FD/FG80 | 8000 | Diesel | Yanmar | Solid | Triplex Container | 3735 |





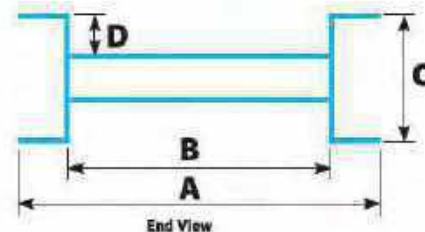
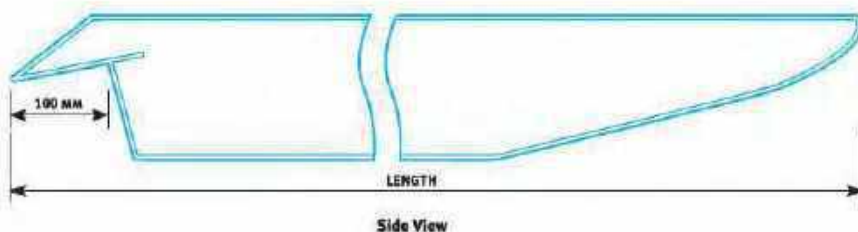
AUGERS...



| Drive Model | Output Shaft [kg] | Center Weight [tonne] | Max Flow [LPM] | Max Pressure [BAR] | Max Torque [Nm] | Weight [kg] |
|-------------|-------------------|-----------------------|----------------|--------------------|-----------------|-------------|
| PDX | 50.8mm HEX | .5-2 | 20-40 | 240 | 1,900Nm | 45 |
| PDX2 | 50.8mm HEX | 2-4 | 30-50 | 240 | 2,500Nm | 45 |
| PDX3 | 50.8mm HEX | 2-4 | 40-60 | 240 | 2,950Nm | 45 |
| PD3 | 50.8mm HEX | 4-6 | 50-70 | 240 | 3,700Nm | 56 |
| PD3-2spd | 50.8mm HEX | 3-6 | 30-75 | 200 | 2,950Nm | 75 |
| PD4 | 50.8mm HEX | 4-6 | 60-80 | 240 | 4,600Nm | 56 |
| PD5 | 50.8mm HEX | 4-6 | 75-95 | 240 | 5,700Nm | 62 |

& RAMPS

| Model | Capacity [Per Pair] | Weight [Per ramp] | Length [mm] | Dimensions | | | |
|----------|---------------------|-------------------|-------------|------------|-----|-----|----|
| | | | | A | B | C | D |
| L100/270 | 1900 | 20 | 2700 | 380 | 300 | 100 | 30 |
| 125/330 | 3000 | 32 | 3300 | 490 | 400 | 125 | 40 |
| 150/330 | 4500 | 43 | 3300 | 550 | 450 | 150 | 45 |
| 150/360 | 4500 | 47 | 3600 | 550 | 450 | 150 | 45 |
| 175/360 | 6000 | 58 | 3600 | 650 | 530 | 175 | 60 |
| 200/360 | 7500 | 68 | 3600 | 730 | 600 | 200 | 60 |





ATTACHMENTS & ACCESSORIES

EDGE
Attachments

Blades



Grader Blades

Brooms



Grapples

Chipper



Log Splitter

Concrete Tools



Mowers



Mulchers



Pallet Forks



Rock Wheels



Rakes



Tree Spades



Buckets



Stump Grinders



Augers



Power Rake



Cold Planer



6-Way Dozer Blade /
Grader / Leveler

ERSKINE
ATTACHMENTS LLC





EXCAVATOR TRACKS



CAMSO MEX SD

PATENTED 3S INTERNAL IRON CORE

- Prevents detracking and minimizes vibrations for lower maintenance costs



HIGH-TENSILE, RUBBER SEALED STEEL CABLES PROTECTED BY HEAVY-DUTY CARCASS AND TREAD

- Resists carcass punctures and cable corrosion to extend service life

CURBSHIELD TECHNOLOGY

- Extends service life prior to track degradation process triggered by edge cutting leading to iron core corrosion

TRACK LOADER TRACKS


CAMSO CTL HXD

SINGLE-CURE TECHNOLOGY WITH NEXT GENERATION RUBBER COMPOUND

- Promotes even tread wearing for long, predictable tread life

TRACKGUARD IRON CORE WITH HEAVY-DUTY CARCASS

- Improves rolling path life for reduced failures and enhanced durability



OPTIMIZED TREAD PATTERN WITH NEXT GENERATION RUBBER COMPOUND

- Maintains excellent traction throughout tread life

ENDLESS HIGH-TENSILE STEEL CABLES

- Eliminates unexpected downtime due to cable/track breakage



OTT TRACKS



They're superb. Great for top soil. I use them all year round. I should get a third year out of this set and would have gone through 3 sets of tyres without them. **C Kilmartin, Auckland**



Tracks are awesome...don't know why you didn't sell me some sooner...very happy. **Brian M, Auckland**



DUAL DOZER

Laser Controlled

Full Machine Control. Accurate to within 5mm. Complete jobs up to 10x faster!

Wheels mounted behind the blade Operates right up to pad edges and into corners

Dual Blades Allows operation in forwards and reverse

Changeable Rollback Stop Easily fitted to any make or model of skid steer loader

Tractor Mount Option Operates on tractors too!

**Contact our Sales Department
for all the details...**

*I'm really pleased with that blade. It's awesome
how fast we can do a factory floor and we get it
within 3mm. It's a great tool.*

T King Auckland



Model DD6

Width 6 ft (1800mm)

Weight 1500 lbs (682 kg)

Model DD7

Width 7 ft (2100mm)

Weight 1600 lbs (727 kg)

Model DD8

Width 8 ft (2400mm)

Weight 1700 lbs (773 kg)

LEICA LASER PACKAGE



DAVE BELL LASERS













0800 468 782

NATIONWIDE

SERVICE AGENTS

Auckland Endraulic - Workshop | Tel 0800 468 782

Tauranga Forklift HQ | Tel 07 541 3377

Waikato Pro Mechanical | Tel 07 957 2695

Gisborne Gisborne Hydraulics Ltd | Tel 06 868 6226

Rotorua Top Gear Rotorua Ltd | Tel 0274 707 014

Taupo Parts & Services | Tel 07 378 2673

Napier Motorworks Hawkes Bay | Tel 06 843 3895

Taranaki Muggeridge Diesel Services | Tel 0274 334 747

Wanganui CRV Equipment | Tel 06 348 7860

Palmerston North Centra Forklifts | Tel 06 355 9033

Horowhenua McLachlans Services | Tel 027 675 2914

Wellington Industrial Equipment Servicing | Tel 04 589 0350

Nelson Thwaites Diesel Nelson Limited | Tel 03 547 1400

Blenheim Hamilton's Machinery Services | Tel 03 578 5863

Canterbury GMH Technologies | Tel 021 160 8002

Greymouth Colin Homes Hydraulics | Tel 027 435 1850

Otago Ferguson Engineering | Tel 03 489 6452

Southland Southland Forklift Hire | Tel 03 218 8533

Endraulic 85 Montgomerie Road, Mangere, Auckland 2022

Tel + 64 9 274 5059 | 0800 468 782 **Email** info@endraulic.co.nz

Post PO Box 74053, Greenlane, Auckland 1546 **Web** www.endraulic.co.nz

Hours Mon-Fri 8:00am - 5:00pm | Saturday by appointment